

Performance Analysis of IEEE 802.15.4 Propagation Parameters

Nidal AbidAl-Hamid Al-Dmour
Faculty of Informaion Technology,
Ajman University of Science and Technology, Ajman, P.O. 346, UAE

Abstract: The IEEE 802.15.4 protocol has the ability to support low rate Wireless Personal Area Networks (WPANs) with very low power consumption time-sensitive. In this study, researchers have analyzed the effect of size of the network, duty cycle, beacon fraction and transmitted power on the value propagation between nodes in wireless sensor network that uses IEEE 802.15.4 MAC. Specifically, researchers have used OMNeT++ simulator and Castalia to study the impact of varying these parameters on value propagation between nodes.

Key words: Wireless network, IEEE 802.15.4, beacon fraction, duty cycle and OMNeT++, Castalia

INTRODUCTION

Wireless Personal Area Network (WPAN) is centered around user workspace that typically extends up to 10 m in all directions (Torabi *et al.*, 2011). The main characteristics of WPAN are: Low-cost, low power, short range and very small size. The IEEE 802.15 working group has defined 3 classes of WPANs that are differentiated by data rate, battery drain and Quality of Service (QoS). These classes are:

- IEEE 802.15.3: The IEEE 802.15.3 is designed for high data rate WPAN and suitable for multi-media applications that require very high QoS (IEEE Standards Association, 2003a)
- IEEE 802.15.1/Bluetooth: The 802.15.1 is designed for medium rate WPANs for handling a variety of tasks ranging from cell phones to PDA communications and provides QoS suitable for voice communications
- IEEE 802.15.4: IEEE 802.15.4 is designed for low rate WPANs and it is intended to serve a set of industrial, residential and medical applications with very low power consumption (IEEE Standards Association, 2003b)

The IEEE 802.15.4 has many features that are not considered by IEEE 802.15.1 and IEEE 802.15.3. The low data rate enables the IEEE 802.15.4 to consume very little power. In year 2000, Zigbee and IEEE 802 work group worked together to address the need for low cost and low power consumption (Vlajic *et al.*, 2011). ZigBee technology is a low data rate, low power consumption, low cost and wireless networking protocol targeted towards automation and remote control applications. Zigbee has been considered as an alternative for WPAN.

The IEEE 802.15.4 has presented two medium-access modes: Non beacon-enabled mode and beacon-enabled mode. In networks without beacons, unslotted or standard CSMA-CA is used. In a beacon-enabled network with superframes, a Slotted Carrier Sense Multiple Access with Collision Avoidance (CSMA-CA) mechanism is used. Researchers focus in this study on the IEEE 802.15.4 beacon-enabled mode and the details for the non beacon-enabled mode can be found by IEEE Standards Association (2003a).

The medium access control protocol is an important part of the node's behaviour, thus there is a separate module that defines it. Castalia has defined four main MAC modules: TunableMAC, a duty-cycled MAC which exposes many parameters to the user and the application for tuning. From TunableMAC researchers also get the behaviour of a simple CSMA/CA MAC protocol, the popular TMAC. From TMAC we can also get S-MAC by just setting couple of parameters (T-MAC is an enhancement of S-MAC allowing extendible active times). IEEE 802.15.4 MAC. This is the standard for low power wireless networks, although not prevalent in WSN. IEEE 802.15.6 MAC draft proposal for Body Area Networks (BAN).

This study illustrates the affect of size of the network, duty cycle, beacon fraction and transmitted power on the value propagation between nodes in wireless sensor network that uses IEEE 802.15.4 MAC. Researchers used OMNeT++ simulator (Varga, 2005) in addition to OMNet++ (2007) simulation model to study the impact of varying these parameters.

MATERIALS AND METHODS

In order to study, the impact of varying size of the network, duty cycle, beacon fraction and transmitted power on the value propagation between nodes a simulation tool was required. There were several

simulation tools that could have been used. Examples of these tools are: Global Mobile Information Systems Information Library (Zeng *et al.*, 1998), Optimised Network Engineering Tools, Network Simulator (NS-2) and Varga (2005). OMNeT++ can support a large number of network components, such as different applications, protocols and traffic models.

OMNeT++ is a public-source, component-based and modular simulation framework. It is mostly applied to the domain of network simulation and other distributed systems. The OMNeT++ model is composed of hierarchically nested modules. The top-level module is called the network module. This module contains one or more sub-modules each of which could contain other sub-modules. Various internet protocol model have been developed on the top of OMNeT++, such as the (Drytkiewicz *et al.*, 2003) mobility framework and OMNet++, 2007.

Castalia can be used to test distributed algorithms and/or protocols in realistic wireless channel and radio models. It can also be used to evaluate different platform characteristics for specific applications, since it is highly parametric and can simulate a wide range of platforms. Castalia's basic module structure is shown in Fig. 1. The nodes in Castalia are not connected with each other but they are connected through the wireless channel (OMNet++, 2007). The wireless channel is responsible for

delivering, for example a packet from one node to another. The nodes are also linked through the physical processes that they monitor. The nodes sample the physical process in space and time to get their sensor readings.

A simulation model was built by using both OMNeT++ and Castalia to study the affect of size of the network, duty cycle, beacon fraction and transmitted power on the value propagation between nodes in wireless sensor network that uses IEEE 802.15.4 MAC. A configuration file named omnetpp.ini was built which is shown in Fig. 2.

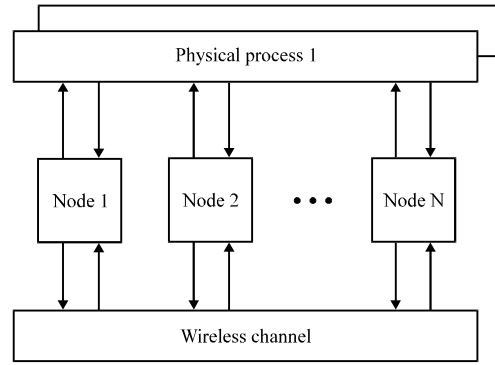


Fig. 1: The modules and their connections in OMNet++ (2007)

```
SN.numNodes = 16
SN.deployment = "4x4"
include ../Parameters/PhysicalProcess/node0_assignedValue40.ini
SN.node[*].Communication.Radio.RadioParametersFile = "../Parameters/
Radio/CC2420.txt"
SN.node[*].Communication.MACProtocolName = "TunableMAC"
SN.node[*].ApplicationName = "ValuePropagation"
SN.node[*].Communication.MAC.listenInterval = 10
SN.node[*].Communication.MAC.dutyCycle = 0.1
SN.node[*].Communication.MAC.beaconIntervalFraction = 1.0
SN.node[*].Communication.Radio.TxOutputPower = "0dBm"
[Config varyDutyCycle]
SN.node[*].Communication.MAC.dutyCycle = ${dutyCycle= 0.02, 0.05,
0.1}
[Config varyBeacon]
SN.node[*].Communication.MAC.beaconIntervalFraction = $ {beaconFra
ction= 0.2, 0.5, 0.8}
[Config varyTxPower]
SN.node[*].Communication.Radio.TxOutputPower = ${Txpower="-
1dBm","-5dBm"}
[Config debug]
SN.node[*].Communication.MAC.collectTraceInfo = true
SN.node[*].Application.collectTraceInfo = true
[Config naiveChannel]
SN.wirelessChannel.sigma = 0
SN.wirelessChannel.bidirectionalSigma = 0
[Config beaconSize]
# have at least 2 beacons in a listening interval
# default is 125 bytes -> 4.2msec TX time-> 2.4 beacons in 10ms
SN.node[*].Communication.MAC.beaconFrameSize = 50 # in bytes
```

Fig. 2: The configuration file omnetpp. ini

RESULTS AND DISCUSSION

In the simulation scenarios, researchers assume that each node sample their temperature sensor periodically. If a sensed value is above the threshold of 15° then this value need to be broadcasted. Additionally, a node receives this value any from its neighbouring nodes tries to broadcast it. The value is propagated depend on the condition of the channel between nodes.

In the simulation scenarios, node 0 is the only node that measures the temperature and propagate this value if its above the threshold. A node is reporting 1 if a node has a value above, the threshold where this value is obtained either by sensing or received from any of its neighbouring nodes. It also reports 0 if its below the threshold.

Researchers have run different simulation scenarios by using Castalia and researchers have varied the following parameters:

- The size of the network was as follows:
 - 4 nodes by 4 nodes
 - 5 nodes by 5 nodes
 - 6 nodes by 6 nodes
- The beacon fraction which represents how often each node sends a beacon to confirm their presence to other nodes and it has the following values: 0.2, 0.4, 0.6 and 0.8
- The duty cycle for each node also varies as follows: 0.1-0.5
- The power of transmission of each node as follows: -1, -5 and -10 dbm

Figure 3-5 shows the propogation metrics as research varied the above parameters. Figure 3-5 shows that as the size of the network increases the got values results decreases. Additionally, Fig. 3-5 shows that increasing the duty cycle does not always improve,

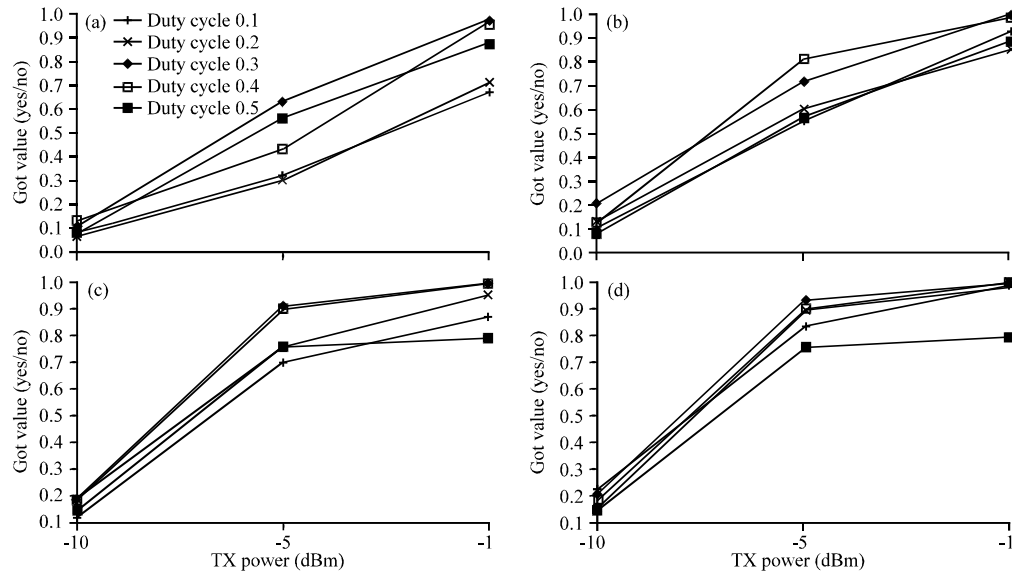


Fig. 3: The propagation metrics for a network with 16 nodes and beacon fraction of values: a) 0.2; b) 0.4; c) 0.6; d) 0.8

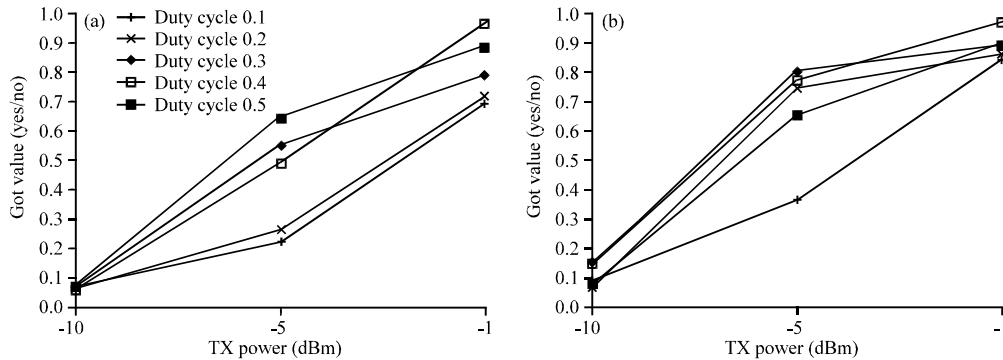


Fig. 4: Continue

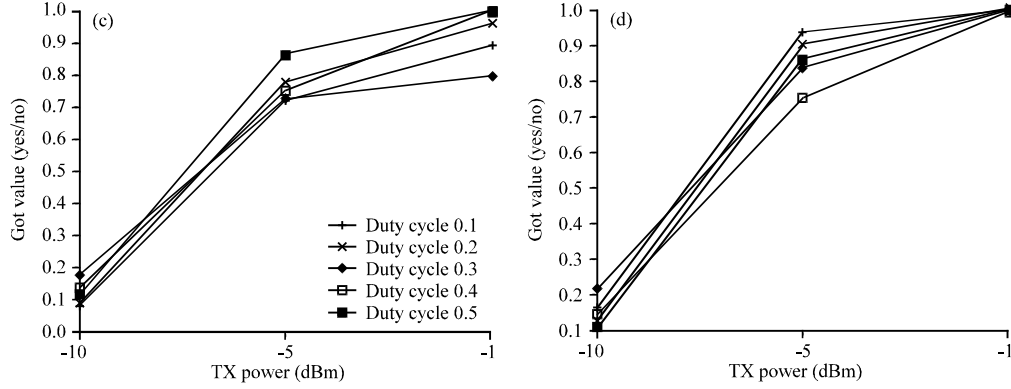


Fig. 4: The propagation metrics for a network with 25 nodes and beacon fraction of values: a) 0.2; b) 0.4; c) 0.6; d) 0.8

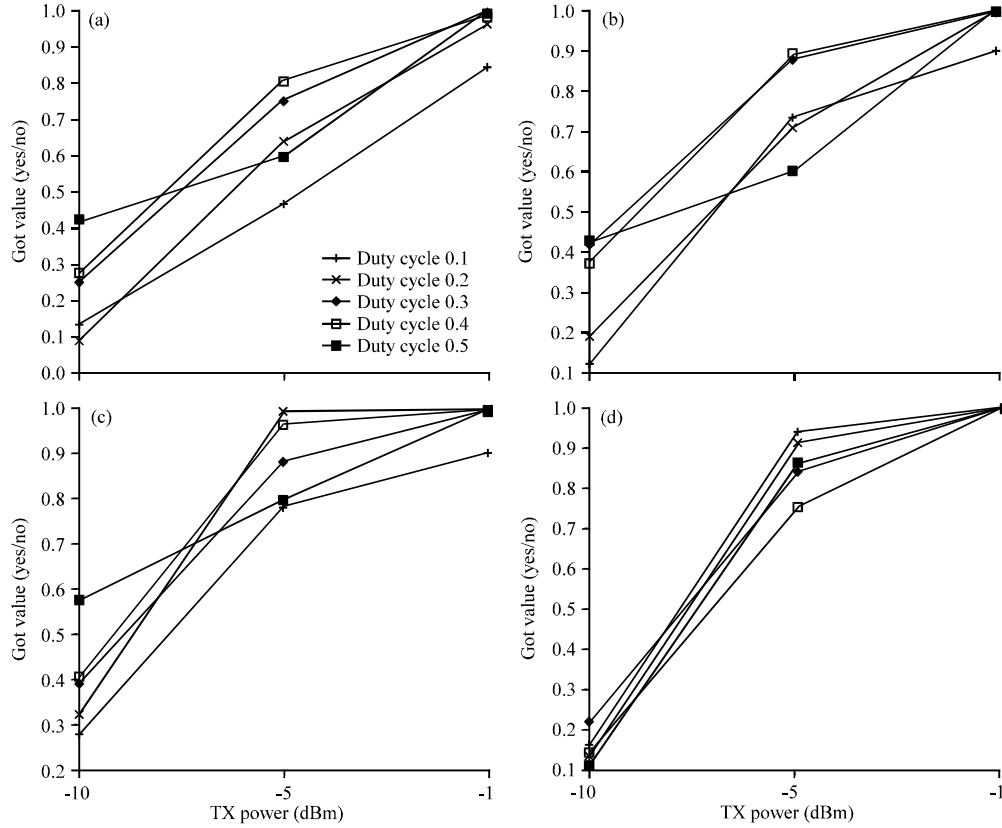


Fig. 5: The propagation metrics for a network with 36 nodes and beacon fraction of values: a) 0.2; b) 0.4; c) 0.6; d) 0.8

the get value results whereas the increase of beacon fraction has significantly increased the get value results.

CONCLUSION

The IEEE 802.15.4 defines two medium-access modes: Non beacon-enabled mode and beacon-enabled mode. Researchers focused in this study on the IEEE 802.15.4

beacon-enabled mode. Researchers analyzed the affect of size of the network, duty cycle, beacon fraction and transmitted power on the value propagation between nodes in wireless sensor network that uses IEEE 802.15.4 MAC.

Specifically, researchers have used OMNeT++ simulator and Castalia to study the impact of varying these parameters on value propagation between nodes.

REFERENCES

- Drytkiewicz, W., S. Sroka, V. Handziski, H. Vlado, A. Kopke and H. Karl, 2003. A mobility framework for OMNeT++. http://www.eecs.tu-berlin.de/fileadmin/fg112/Papers/mobility_framework.pdf.
- IEEE Standards Association, 2003a. IEEE standard for information technology Part 15.3: Wireless Medium Access Control (MAC) and Physical Layer (PHY) specifications for Wireless Personal Area Networks (WPANs). IEEE Standard 802.15.3 Working Group Std.
- IEEE Standards Association, 2003b. IEEE standard for information technology-Local and metropolitan area networks-Specific requirements-Part 15.4: Wireless Medium Access Control (MAC) and Physical Layer (PHY) specifications for Low Rate Wireless Personal Area Networks (LR-WPANs). IEEE Standard 802.15.4 Working Group Std.
- OMNeT++, 2007. Castalia: A wireless sensor network simulator. <http://omnetpp.org/component/content/article/9-software/3478>.
- Torabi, N., W.K. Wong and V.C.M. Leung, 2011. A robust coexistence scheme for IEEE 802.15.4 wireless personal area networks. Proceedings of the IEEE Consumer Communications and Networking Conference, January 9-12, 2011, Las Vegas, NV., USA., pp: 1031-1035.
- Varga, A., 2005. The OMNet++ discrete event simulation system. <http://www.omnetpp.org/download/docs/papers/esm2001-meth48.pdf>.
- Vlajic, N., D. Stevanovic and G. Spanogiannopoulos, 2011. Strategies for improving performance of IEEE 802.15.4/ZigBee WSNs with path-constrained mobile sink(s). *Comput. Commun.*, 34: 743-757.
- Zeng, X., R. Bagrodia and M. Gerla, 1998. GloMoSim: A library for parallel simulation of large-scale wireless networks. Proceedings of the 12th Workshop on Parallel and Distributed Simulation, May 26-29, 1998, Banff, Alta, Canada, USA., pp: 154-161.