

Indirect Matrix Converter with Model Predictive Control for Optimize the System

Mohammed H. Ali and Hassan Farhan Rashag

Technical Institute of Babylon, Al-Furat Al-Awsat Technical University, Kufa, Iraq

Key words: Model predictive control, indirect matrix converter, LSA, multiplication

Corresponding Author:

Mohammed H. Ali

Technical Institute of Babylon, Al-Furat Al-Awsat Technical University, Kufa, Iraq

Page No.: 3039-3041

Volume: 15, Issue 16, 2020

ISSN: 1816-949x

Journal of Engineering and Applied Sciences

Copy Right: Medwell Publications

Abstract: In this study, the Indirect Matrix Converter (IMC) is used to provide output voltage which mutable in magnitudes and frequencies from AC power supply. It delivers sinusoidal current. In addition, IMC permits high dependability. However, the ratio of transfer voltage is less than one in IMC. To overcome this problem, model predictive control MPC is used to optimize the system. Also, MPC is better than least square approximation LSA because LSA has high mathematical multiplication problem. The simulation result is achieved by using MATLAB. From the results, the proposed MPC with IMC has power over the LSA.

INTRODUCTION

A matrix converter has the ability to convert the input voltage to AC voltage, the variable output voltage and output frequency can be controlled by suitable control techniques^[1,2]. The matrix converter can be classified into direct matrix converter DMC and indirect matrix converter IMC. The DMC is not appropriate for difference loads^[3]. The IMC is better than DMC because the IMC supplies multiple loads with difference voltage in the same time^[4,5]. The rectifier and inverter stage have six bidirectional and six unidirectional switching, respectively^[6-8]. The rectifier is used to generate current. The inverter is used to generate output voltages with variable amplitude and frequency. The current distortion is minimized by using the filter at the output of inverter and at output of rectifier^[9,10].

MATERIALS AND METHODS

Materials and proposed MPC-IMC: The proposed MPC with IMC is used to enhance the IMC performance as well as to optimize the system. The input current and output current will apply to MPC. The output of MPC is used to control the switching of the inverter for IMC.

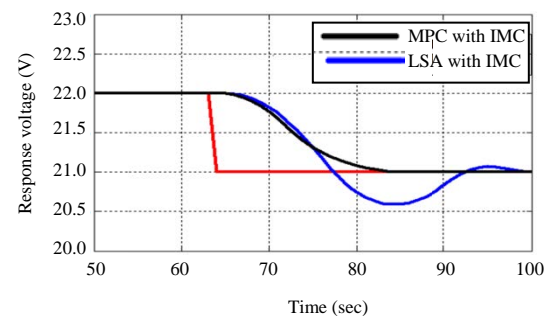


Fig. 1: The comparison between MPC and LSA

RESULTS AND DISCUSSION

MATLAB is used to generate the simulation results. The comparison results between MPC-IMC with LSA-IMC for current is shown in Fig. 1. From this figure, the system with MPC is fast response without undershoot as compared with LSA. The input current and input voltage to IMC based on MPC are presented in Fig. 2 and 3, respectively.

The output voltage and output current from IMC is synchronous and practically has no distortion as shown

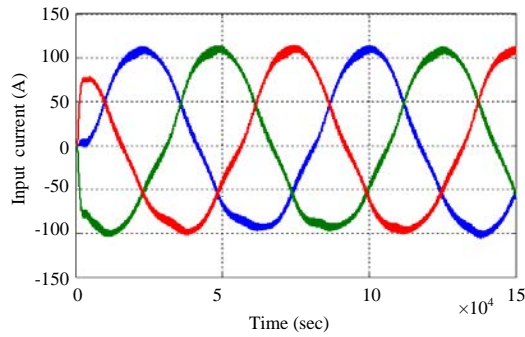


Fig. 2: Input current of IMC

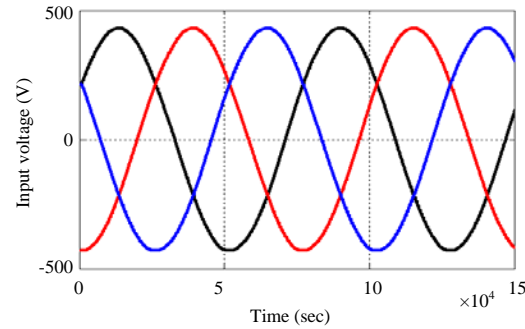


Fig. 3: Input voltage of IMC

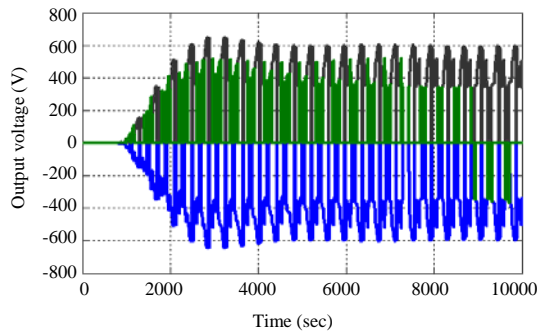


Fig. 4: Output voltage of IMC

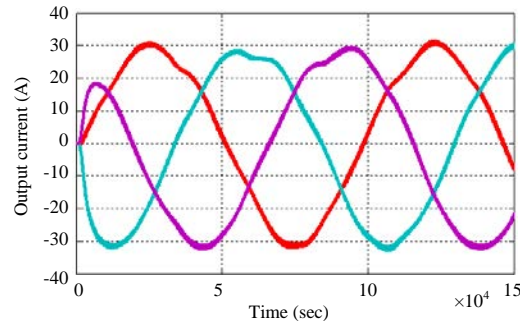


Fig. 5: Output current of IMC

in Fig. 4 and 5 correspondingly. The output voltage for phase A of IMC based on MPC is shown in Fig. 6.

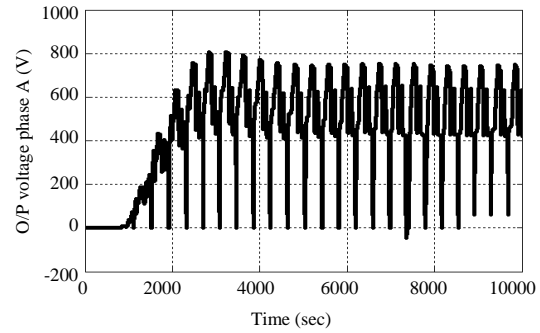


Fig. 6: Output voltage phase A

CONCLUSION

The results of the suggested MPC-IMC showed the toughness and the ability of MPC to enhance the system and to improve the IMC performance. In addition, the comparison results of MPC and LSA demonstrate that the complicated of LSA with the drawbacks of IMC is solved by using MPC. Therefore, the system with MPC is more robustness and fast response with simple construction as compared with another controller.

REFERENCES

01. Wheeler, P.W., J. Rodriguez, J.C. Clare, L. Empringham and A. Weinstein, 2002. Matrix converters: A technology review. *IEEE Trans. Ind. Electron.*, 49: 276-288.
02. Empringham, L., J.W. Kolar, J. Rodriguez, P.W. Wheeler and J.C. Clare, 2013. Technological issues and industrial application of matrix converters: A review. *IEEE. Trans. Ind. Electron.*, 60: 4260-4271.
03. Wei, L. and T.A. Lipo, 2001. A novel matrix converter topology with simple commutation. *Proc. 36th IAS Ann. Meeting Ind. Applic.*, 3: 1749-1754.
04. Klumpner, C. and F. Blaabjerg, 2002. A new cost-effective multi-drive solution based on a two-stage direct power electronic conversion topology. *Proceedings of the 37th IAS Annual Conference on Industry Applications Vol. 1*, October 13-18, 2002, IEEE, Pittsburgh, Pennsylvania, USA., pp: 444-452.
05. Klumpner, C. and F. Blaabjerg, 2005. Modulation method for a multiple drive system based on a two-stage direct power conversion topology with reduced input current ripple. *IEEE. Trans. Power Electron.*, 20: 922-929.
06. Correa, P., J. Rodriguez, M. Rivera, J.R. Espinoza and J.W. Kolar, 2009. Predictive control of an indirect matrix converter. *IEEE Trans. Ind. Elect.*, 56: 1847-1853.

07. Pena, R., R. Cardenas, E. Reyes, J. Clare and P. Wheeler, 2009. A topology for multiple generation system with doubly fed induction machines and indirect matrix converter. *IEEE. Trans. Ind. Electron.*, 56: 4181-4193.
08. Nguyen, T.D. and H.H. Lee, 2016. Development of a three-to-five-phase indirect matrix converter with carrier-based PWM based on space-vector modulation analysis. *IEEE. Trans. Ind. Electron.*, 63: 13-24.
09. Casadei, D., G. Serra, A. Tani, A. Trentin and L. Zarri, 2005. Theoretical and experimental investigation on the stability of matrix converters. *IEEE. Trans. Ind. Electron.*, 52: 1409-1419.
10. Choi, B., D. Kim, D. Lee, S. Choi and J. Sun, 2007. Analysis of input filter interactions in switching power converters. *IEEE. Trans. Power Electron.*, 22: 452-460.