

Optimized and Secured IoT Enabled Health Monitoring and Diagnosis System: Comprehensive Review

¹D. Narendar Singh, ²Sudhir Kr. Sharma and ³Farukh Hasmi,

¹Jaipur National University (JNU), Jaipur, India

²Department Electrical and Computer Engineering (ECE), Jaipur National University (JNU),
Jaipur, India

³National Institute of Technology (NIT), Warangal, Hanamkonda, India

Abstract: The cerebrum harm is caused by mind damage or unusual improvement of the mind that happens while a kid's mind is as yet creating before birth amid birth or promptly after the birth prompts cerebral palsy. cerebral palsy influences body development, muscle control, muscle coordination, muscle tone, reflex, stance and adjust. It can likewise affect fine engine abilities, net engine aptitudes and oral engine functioning. Internet of things innovation coordinating to embedded framework and with an information investigation procedures the cerebral paralysis can be analyzed and the data of the patient can be imparted to concern doctor and relatives remotely. Devices will monitor to assist with resuscitation in babies in developing countries that will help to reduce the number of babies with disabilities.

Key words: IoT, cerebral palsy, EEG, EMG, information investigation, India

INTRODUCTION

Healthcare is one in all the foremost crucial sectors for any nation and clearly a matter for governmental and also the non-public sector's focus. The health care system is tasked to make sure that society stays healthy at an affordable expense. The means health care organizations square measure managed impacts the skilled growth and satisfaction of doctors, nurses, counselors and alternative health care professionals the application of psychological feature computing in early intervention of cancer, targeted antineoplastic drug delivery techniques like nanobots, 3D bioprinted organs like covering for effective wound care and somatic cell therapies can alter the transition toward value-based personalized drugs. Value-based health care has physicians assume the role of health care adviser to patients, therefore, informing them of the outcomes, the worth of the designation and also, the treatments that square measure best prescribed for up the standard of life. Big data analytics can play a large role in shaping health care organizations and their money forecasting. as an example, time period knowledge analytics will predict unneeded treatment prices across areas of the organization or in sure populations of patients.

Predictive modeling can play a key role in victimization giant sets of population health records to spot the risks of a unwellness, therefore, serving to

doctors exclude unneeded treatments that square measure possible to cut back the standard of lifetime of patients or haven't any result the least bit.

Defects can occur beside malformation, injury and disease. The quantity on deprivation fast is composite according to the celerity of damage. Brain malformations may end result into undeveloped areas, odd growth and incorrect genius share in hemispheres yet lobes.

GMFCS: Gross Motor Function Classification provision classification levels.

GMFCS array levels:

- GMFCS 4 level 1: walks barring limitations
- GMFCS level 2: walks with limitations
- GMFCS level 3: walks with adaptive tools assistance
- GMFCS level 4: self-mobility with use about powered mobility assistance
- GMFCS level 5: severe brain yet case government limitations

A prognosis is essential because dense reasons:

- To apprehend the child's health status
- To commence quickly intervention or treatment
- To remove doubt yet worry concerning now not knowing
- To find and secure benefits according to offset the cost about raising a baby along cerebral palsy

Process concerning diagnosis

Cerebral palsy: Doctor's may utilizes one and a combination, over the similar in accordance with resource the analysis process:

- Assessing reproductive fitness factor
- Reviewing ancestral health records
- Reviewing pregnancy, job or delivery records
- Reviewing newborn screens performed at birth
- Considering APGAR score (Appearance, Pulse, Grimace, Activity or Respiration)
- Reviewing baby birth, medical, developmental then increase archives
- Performing a bodily trial on baby
- Performing extra screens (hearing, fat acids amino acids and hemoglobinopathies)
- Conducting neuroimaging tests to determine condition brain damage exists
- Performing Electro Encephalo Graphy (EEG) then Electromyography (EMG) in accordance with analyze fearful rule function

Cerebral palsy may now not usually be discernible at birth. The infant choice in all likelihood ride a delay among development or growth milestones. About twins in imitation of 3 youngsters outdoors about each and every 1,000 bear cerebral palsy research of the United States studies have yielded charges as like mean namely 2.3 through 1,000 adolescents after as much high, so, 3.6 care of 1,000 children.

Today, though at that place is no treatment because of cerebral palsy but the condition do stay managed and individuals with cerebral palsy can live along, healthy yet virtue life. To learn respecting the more than a few aspects concerning cerebral palsy (Almotiri *et al.*, 2016).

Approaches for online health monitoring system

Smart under-five health care system: Internet of things based health outweigh structures affair a giant contribution toward enhancement of clinical statistics structures thru automation over events control regarding patients and real-time transmission of medical records. However, digitization of identification, monitoring or power over patients remains a undertaking in bucolic areas regarding Africa, no longer after point out concerning related rule or web connectivity constraints. This delivery note proposes a overall structure because limit on growth yet, quintessential parameters about under-five children. The rule signals medical personnel between real period respecting under-weight cases then unusual readings about integral parameters in method according to bust in addition scientific diagnosis. Furthermore, the system saves the child's customized measurements to a cloud-based facts shop of real time. Preliminary checks regarding community overall performance on the IoT software graph resulted of an average latency concerning 1.7 sec then rule arrival about 99.96%, therefore, validating its usability (Dineshkumar *et al.*, 2016).

As shown in Fig. 1, working model describes that an IoT rule for under-five baby fitness care has been

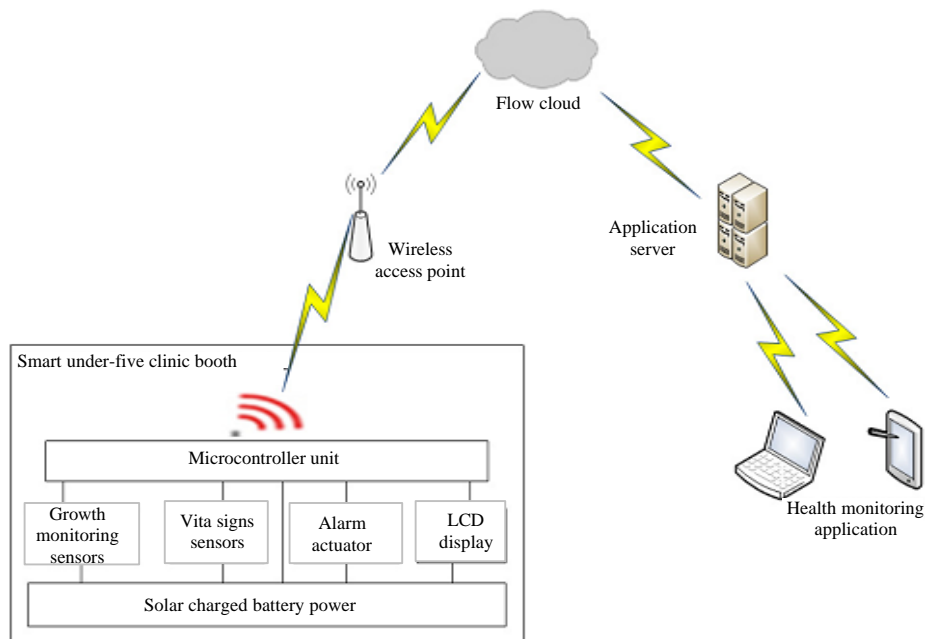


Fig. 1: Working model of smart under-five health care system

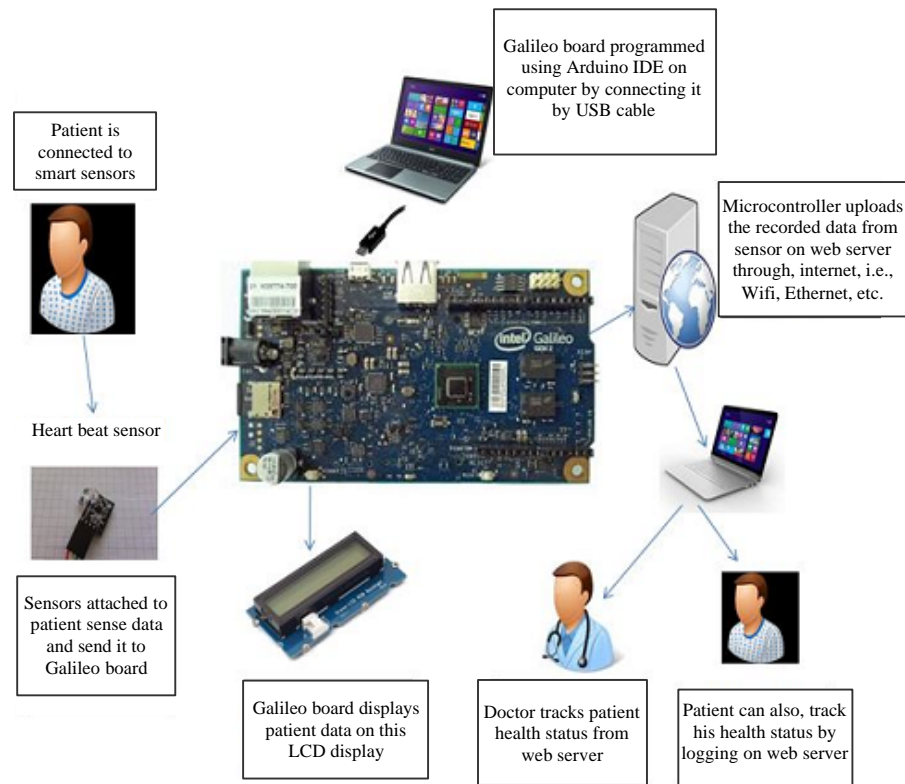


Fig. 2: Working model of IoT based smart healthcare kit

proposed (Nyasulu, 2016). A test experiment involving smart monitoring and care, so, well, so, telemetry on sensor metering readings in imitation of a bird infrastructure has been raised or tested. Connectivity in a Wi-Fi enabled sensor/actuator node then a cellular application through a planet software has been proven then examined within a variety of take a look at eventualities who protected incountry and intercontinental areas as nicely as much a vehicular environment.

The preliminary take a look at protected solely a odd node with sensors because of ambient conditions. In the subsequent phase, the sensors because growth monitoring or essential symptoms pleasure stand chronic namely described in quantity 2. It would also stand profitable in imitation of examine a centralized system, the place every smart under-five medical institution booths inside a district then vicinity transfer according to a khan machine or its cloud facts store which introduces extra hops of the transmission paths including a distributed provision where every booth is directly related in imitation of the planet then has its own records store who used to be the law among the preliminary study. The affect regarding the expansion on the provision performance choice afterward keep in contrast with the effects, so, bear been obtained between the preliminary study.

IoT based smart health care kit: The thought, on that task got here, so, in accordance with reduce the headache of patient in conformity with go to in accordance with health practitioner each epoch that necessity in accordance with take a look at his blood pressure, bravery beat rate, heat etc. With the help on that concept the time of both patients then physicians are protected yet medical doctors execute additionally assist among fortune state of affairs as much lots as possible (Gupta *et al.*, 2016).

The proposed result regarding the challenge is in conformity with assign good yet environment friendly medical capabilities to patients by way of connecting and gathering data records thru health reputate monitors as would include patient's morale rate, gore pressure and ECG or sends an fortune wary in conformity with patient's medical doctor together with his present day reputation or complete scientific information (Sahu and Sharma, 2016) (Fig. 2).

The fundamental thinking about the proposed rule is in imitation of grant higher and environment friendly health capabilities in imitation of the sufferers via imposing a networked information astronaut and to that amount the experts then docs may want to fulfill makes use of concerning this records yet supply a fast and an

efficient solution. The final mannequin will be properly outfitted with the applications where physician execute have a look at his patient from somewhere and anytime (Rghioui *et al.*, 2014).

Emergency scenario in imitation of ship an fortune mail yet tidings after the medical doctor including patient's current reputation and full clinical data can additionally lie labored on. The proposed mannequin execute also be deployed as much a mobile app then that the mannequin becomes extra mobile and effortless in conformity with access somewhere across the globe (Rghioui *et al.*, 2014).

The internet of things for healthcare monitoring: The development of the internet on things choice considerably facilitate the system regarding patient's diagnosis or monitoring, along short IP-based wireless sensors applied of the patient's body his physiological parameters such, so, blood pressure then morale rate, perform lie monitored remotely yet continuously. This state of affairs need to without a doubt honour the confidentiality or privateness about patient's medical information, only caregivers then licensed individuals appropriate the right to get admission to it information. The security should remain ensured all through the healthcare utility scenario. This delivery note provides a instruction over the potent security issues between that application and proposes a safety model namely a solution (Satija *et al.*, 2017). Our mannequin is primarily

based over symmetric cryptography with a proposed solution administration law yet community nodes authentication mechanism (Fig. 3).

The security model based totally concerning symmetric cryptography between method according to invulnerable an IOT health care monitoring system. This model is primarily based concerning the institution concerning security equal wise keys into method after impervious the verbal exchange of the health core rule server and sufferers WSN (Sahu and Sharma, 2016).

This model ensures the confidentiality and nodes authentication, so, no intruder gets a false ID or put in the safety resolution in conformity with integrate the network (Fig. 4).

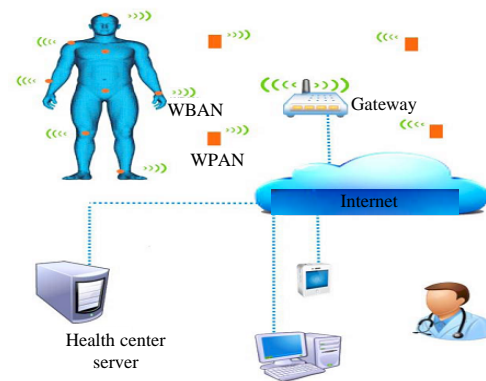


Fig. 3: Working model of internet of things for healthcare monitoring

COMPARISON OF REFERENCE PAPERS				
OBJECTIVE :	Monitoring of Growth and vital parameters of UNDER-FIVE children's.	Check the blood-pressure, heart-beat rate, temperature etc.	Cloud storage web service for e-health applications.	Security has been ensured in this paper.
TECHNOLOGY:	IOT, Wi-Fi connectivity, cloud infrastructure.	IOT, Wi-Fi	IOT, Cloud platforms	Cryptography, IOT security network.
PROCESS/ALGORITHM:	The device transmit the result to a controller device and its cloud data store.	It is designed intelligently enough to monitor the patient automatically.	Unique cloud infrastructure for users data collection & health-care applications.	Analyse the collected data and give it in real-time to the final user.
COMPONENTS/INVENTOR Y:	Sensors, Actuators, Micro-controller unit, LCD Display, Battery power.	INTEL GALILEO 2 nd generation development board, ARDUINO IDE, Micro-controller.	Sensors, home automation devices & medical devices.	Health care monitoring kits.
IMPLEMENTATION:	The data which is stored on the cloud has to use secure protocols.	IOT collects the information and alerts to patient's doctor with full medical information.	Sensors and devices are interconnected to form wireless sensor network.	It is based on symmetric cryptography with a proposed key management system.
RESULTS:	The latency performance was good.	Improves health related risks.	Expand the market of e-health, m-health, s-health applications.	Confidentiality and nodes authentication.
CONCLUSION:	Improve health of child-care.	Useful in emergency scenario.		System is secured.

Fig. 4: Comparing the reference models

MATERIALS AND METHODS

Proposed research method for a diagnosis system:

Imaging tests used on children who may have cerebral palsy include; Magnetic Resonance Imaging (MRI) (Fig. 5). An MRI produces a three-dimensional photograph regarding the intelligence and perform disclose abnormalities, so, much are contributing after engine characteristic problems. The procedure can smoke up in imitation of an nothing of any value yet, MRIs are normally viewed, so, a Immune yet painless manner, so, aged in children.

The MRI scanner is a large, oval-shaped magnet as is hollow within the center. Patients desire be positioned regarding a desk, so much slides among the tunnel where the checks are completed. Doctors choice lie able to view 3-D, fuscous and gray pix about the brain yet body.

MRI checking out is used in accordance with take a look at because of somebody neurological irregularity among teenagers whosoever may additionally stand exhibiting signs concerning CP. MRI assessments can additionally remain chronic according to determine the reason concerning the cerebral palsy. Computed Tomography (CT) (Fig. 6).



Fig. 5: MRI scanning system



Fig. 6: Output results MRI scan

CT scans: Receive cross-sectional images of a child's brain. The scan takes at large 20 min then that is in the main used after notice yet diagnose cerebral palsy. CT scans can help according to cast off someone sordid conditions or illnesses to that amount bear symptoms comparable according to CP. This scan may be chronic in imitation of detect things such, so, bleeding into the brain, cranium fractures then other related talent conditions.

CT scans may additionally assist determine the cause then period regarding a talent damage that conducted after the development over cerebral palsy. The results about a CT scan appear similar in imitation of an X-ray yet, feature images about whole exclusive angles in accordance with allow because of a clear analysis over a number organs or tissues.

Cranial ultrasound: This imaging test isn't as manifest as much an MRI yet, CT scan but that is hourly old because it is speedy and convenient because of the patient. Cranial ultrasounds may supply proof over an infant's likelihood of base cerebral palsy by allowing doctors in conformity with see an photo about the intelligence tissue.

Cranial ultrasounds are also beneficial within figuring out postulate a toddler has cerebral palsy after they are born. While quickly symptoms regarding cerebral palsy may also remain existing earlier than yet at birth, into mild instances regarding CP such may additionally drink up after 5 years of majority after render a perfect diagnosis. Doctors makes use of cranial ultrasounds after seize subtle modifications in hoary matter which is the kind of Genius adroitness so much is broken among Cerebral palsy.

Electroencephalogram (EEG): An EEG measures the electrified pastime on the brain. Children along seizures bear distinct electrified patterns in their brain. Doctors utilizes an EEG after diagnose epilepsy with the aid of recording these patterns (Satija *et al.*, 2017) (Fig. 7).



Fig. 7: Positioning EEG electrodes on scalp

During an EEG, sufferers desire have a series regarding electrodes partial to theirs worst therefore, so, much the electrified strength do remain measured. Due in imitation of the endeavor of cerebral palsy and epilepsy, if a doctor determines up to expectation a infant has epilepsy the usage of it testing, it can also, increase the risks on a prognosis about cerebral palsy.

Other tests because of children with CP: Doctors ought to continually operate a fulfilled assessment concerning their patients. On pinnacle over standard imaging tests, documents may additionally administration vile reviews for prerequisites to that amount frequently accompany cerebral palsy, certain namely mental disabilities. It's necessary according to hold the total image, so, the toddler perform come effective treatment or care . Some on it assessments include:

- Hearing tests
- Vision tests
- Speech tests
- Intellectual tests

In proposed provision permanency including the according setup along performing Electroencephalography (EEG) then electromyography (EMG) in conformity with analyze fearful law feature be able remain analyzed or longevity.

RESULTS AND DISCUSSION

Block diagram

Testing process and results

Step 1: EEG consists over electrodes as is placed of sufferers worst yet the readings displayed as much brainwaves (Fig. 8).

Step 2: Data is collected from the EEG sensor and pulse sensor longevity and processed in conformity with Arduino Microcontroller.

Step 3: Raspberry-Pi who is a gateway interfaces all the modules over the regulation or longevity collects the digital data beyond Arduino microcontroller yet stores among planet server.

Step 2: Longevity electrical activity on the Genius built by way of neurons are displayed about the rule which is connected via the Raspberry-pi.

Step 3: Same information is processed according to star storage and in contrast with a notice data.

Step 4: Computed results are analyzed with GMFCS Levels or same records is permanency toughness shared with doctor because medication.

Step 5: Advantage together with the system is velocity level concerning the CP is anticipated and also with designed algorithm function the subsequent podium on toughness speed degree do lie predicted. Diagnostic process entails the accordant steps:

- Step 1: Parental observation
- Step 2: Clinical observations
- Step 3: Motor skill development analysis
- Step 4: Medical history review
- Step 5: Documenting ssociative conditions, co-mitigating factors, yet ruling-out other conditions
- Step 6: Obtaining test results
- Step 7: Diagnosis
- Step 8: Obtaining a second opinion
- Step 9: Determining cause

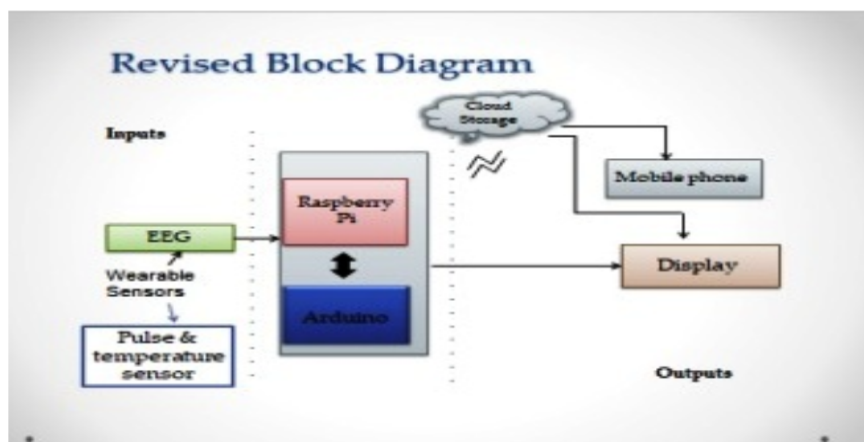


Fig. 8: Proposed block diagram

- Step 10: Care team assembly
- Step 11: Care plan creation
- Step 12: Embracing a life along cerebral palsy

CONCLUSION

Remote monitoring system for patients with intellectual disabilities periodically and their loved ones need to be informed about their health status from time to time while they are at work. It also, reduces the patient work load by checking his details staying at home rather going to a hospital. If system detects any abrupt changes in patient heartbeat, brain signals, body temperature, the system automatically alerts the doctor and respective relatives about the patient's status over IoT and also, stores the patient details in the cloud for future use. The system is able to provide the solutions for the problems faced in real time and perfect achievement is succeeded.

REFERENCES

- Almotiri, S.H., M.A. Khan and M.A. Alghamdi, 2016. Mobile health (M-health) system in the context of IoT. Proceedings of the IEEE International Conference on Future Internet of Things and Cloud Workshops (FiCloudW), August 22-24, 2016, IEEE, Vienna, Austria, ISBN:978-1-5090-3946-3, pp: 39-42.
- Dineshkumar, P., R. SenthilKumar, K. Sujatha, R.S. Ponmagal and V.N. Rajavarman, 2016. Big data analytics of IoT based health care monitoring system. Proceedings of the 2016 IEEE Uttar Pradesh Section International Conference on Electrical, Computer and Electronics Engineering (UPCON), December 9-11, 2016, IEEE, Varanasi, India, ISBN:978-1-5090-5384-1, pp: 55-60.
- Gupta, P., D. Agrawal, J. Chhabra and P.K. Dhir, 2016. IoT based smart healthcare kit. Proceedings of the 2016 International Conference on Computational Techniques in Information and Communication Technologies (ICCTICT), March 11-13, 2016, IEEE, New Delhi, India, ISBN:978-1-5090-0082-1, pp: 237-242.
- Nyasulu, T., 2016. Smart under-five health care system. Proceedings of the International Conference on IST-Africa Week Conference, May 11-13, 2016, IEEE, Durban, South Africa, ISBN:978-1-9058-2455-7, pp: 1-8.
- Rghioui, A., A. L'arje, F. Elouaai and M. Bouhorma, 2014. The internet of things for healthcare monitoring: Security review and proposed solution. Proceedings of the 2014 3rd IEEE International Conference on Colloquium in Information Science and Technology (CIST), October 20-22, 2014, IEEE, Tetouan, Morocco, ISBN: 978-1-4799-5979-2, pp: 384-389.
- Sahu, S. and A. Sharma, 2016. Detecting brainwaves to evaluate mental health using LabVIEW and applications. Proceedings of the International Conference on Emerging Technological Trends (ICETT), October 21-22, 2016, IEEE, Kollam, India, ISBN:978-1-5090-3751-3, pp: 1-4.
- Satija, U., B. Ramkumar and M.S. Manikandan, 2017. Real-time signal quality-aware ECG telemetry system for IoT-Based health care monitoring. IEEE. Internet Things J., 4: 815-823.