

## Monitoring Industrial Combustion Through Automotive Oxygen Sensor

A.S. De Souza Sobrinho and L.C. De Lima

Department of Physics, State University of Ceara, 60740-000 Fortaleza, CE, Brazil

**Abstract:** The monitoring of oxygen percentage in flue gases is one of various ways of controlling efficiency and emissions of industrial combustion. In general, flue gases analyzers are expensive and not accessible to small scale industries. The automotive Lambda sensor is an oxygen sensor which controls the electronic injection of the modern internal combustion vehicles. The aim of this study is to present two methods of measuring the oxygen concentration in flue gases of industrial combustion by the use of the automotive Lambda sensor. One method uses the voltage signals of a heated Lambda sensor and the other one uses the Current Reversal Mode (CRM) of operation of such sensor. Results presented in this study show that such methods are effective to control industrial combustion.

**Key words:** Industrial combustion, lambda sensor, oxygen content, current reversal, mode, emission, Brazil

---

### INTRODUCTION

The monitoring and control of efficiency and pollutants emissions in the field of industrial combustion is one of the serious problems society faces due the fossil fuels depletion and climate change, respectively. The automotive sector and the big scale industries in certain way have conditions to tackle such problems while the small scale industries have limitations to solve it due the relatively high investment they have to do acquiring or renting combustion analyzers or services.

There are various approaches of controlling combustion. One of them is to determine beforehand the heat capacity and chemical composition of a fuel and pre-set the air-fuel ratio. Other is to monitor the combustion *in situ* using optical sensors and in due time make the adjustment of the air fuel ratio. Another approach is to measure the concentration of gases such as oxygen, carbon monoxide or carbon dioxide in the exhaust and to make the adjustments. Among these gases, the measurement of oxygen concentration is better suited for the efficiency test of a combustion process because oxygen and excess air are almost independent of the fuel type.

The method of controlling combustion by the measurement of the concentration of gases in the exhaust is feasible mostly due the development of the modern solid state sensors. Various types of solid state sensors have been originally developed for the combustion efficiency control in the automotive industry and as highlighted by Shuk *et al.* (2008) more recently these technologies have been adapted to industrial furnaces,

boilers and gas turbines. For the detection of oxygen, the most common sensor used is a zirconium oxide element, known as zirconia cell or electrochemical sensor that develops a voltage difference across two platinum electrodes separated by a porous ceramic layer if there is a difference in oxygen concentration.

This process generally in automobile is made by an oxygen sensor known as Lambda sensor. In the commerce, there are various types of Lambda sensor. The original type is the one with only one wire. It is heated by the exhaust gases of the vehicle. Other type is of two wires which is basically the type of one wire with an additional ground. There is also Lambda sensor with three and four wires in which two wires work heating the body of the sensor and the other wires acquire the sensor's voltage signal which is related to the oxygen content of the flue gases. The five wire sensor is the wide band Lambda sensor which has a conception different from the others narrow band Lambda sensors.

In the literature there are many works where researchers used Lambda sensors for investigating different aspects of combustion. For example, McDonald *et al.* (1998) used heated and unheated Lambda sensors for investigating self tuning of residential oil burners. Wiesendorf *et al.* (1999) used such unheated sensor for the detection of change between oxidizing and reducing conditions of boilers. Gibson *et al.* (1999) created a new method of using Lambda sensors for the measurement of oxygen content in flue gases. Niklasson *et al.* (2003) used such sensors for investigating local air fuel ratio in a Circulating Fluidised Bed (CFB) furnace and Eskilsson *et al.*

(2004) used Lambda sensors to monitor oxygen concentration for control of efficiency and emissions in pellet burners. Varamban *et al.* (2005) extended the method developed by Gibson *et al.* (1999) through the use of Lambda sensor. Johansson *et al.* (2007) studied the dynamics of furnace processes in a CFB boiler through the use of Lambda sensor. Souza Sobrinho *et al.* (2007) used the Lambda sensor for the measurement of oxygen concentration in flue gases of an industrial combustion chamber by the Method of Current Reversal Mode created by Gibson *et al.* (1999). Francioso presented low-cost electronics and thin film technology applied to Lambda sensors for the monitoring of combustion. De Lima *et al.* (2011) studied the control of oxygen excess in an industrial combustion chamber through the measurement of voltage signal of a heated Lambda sensor.

The objective of the present study is to make a comparative analysis of the methods of utilization of the Lambda sensor realized by Souza Sobrinho *et al.* (2007) and De Lima *et al.* (2011). For both researches, the Lambda sensor was installed in the chimney of a combustion chamber where its voltage signal and its working temperature were monitored and applied in the Nernst equation for the determination of the oxygen content of flue gases. An electronic circuit was mounted in order to maintain at 700°C the sensor temperature irrespective of the flue gases temperature. As complement the Current Reversal Mode (CRM) was also applied to the Lambda sensor.

## MATERIALS AND METHODS

Following Souza Sobrinho *et al.* (2007) and De Lima *et al.* (2011), a zirconium oxide oxygen sensor as for example, the commercial Lambda sensor, consists of a pair of porous platinum electrodes separated by a layer of the zirconium oxide. At high temperatures (>300°C), the zirconium ceramic becomes conductive to oxygen ions. When exposed to two different levels of oxygen concentration on either side of the cell (for example, ambient air and combustion exhaust gases), a voltage is produced. The voltage output is dependent on the two partial pressures of oxygen in addition to temperature and can therefore be used to determine air/fuel ratio for an exhaust stream from a combustion system when referenced to the known ambient oxygen concentration in air. The open circuit Emf (E) of the Lambda sensor is given by the Nernst equation:

$$E = -\frac{RT}{zF} \ln \left[ \frac{p(\text{O}_2)_{\text{test}}}{p(\text{O}_2)_{\text{ref}}} \right] \quad (1)$$

Where:

- R = The universal gas constant
- F = The Faraday constant
- T = The absolute temperature of the Lambda sensor
- z = The number of electrons migrated from one electrode to another for each molecule of oxygen
- $p(\text{O}_2)_{\text{test}}$  = The oxygen partial pressure in the combustion flue gases and
- $p(\text{O}_2)_{\text{ref}}$  = The reference gas (air) oxygen partial pressure

A commercial heated Lambda sensor was installed in the chimney of a combustion chamber. Close to the Lambda sensor was installed a type K thermocouple. An electronic circuit was developed for heating the Lambda sensor. Basically, this circuit supervises the electrical resistance of the sensor's heater. The heating circuit works with two power sources in a parallel configuration feeding electrical current between 100 mA and 1.1 A. For the application of the Current Reversal Mode, the Lambda sensor was maintained at the temperature of 700°C and the square wave potential difference of 35 mV at the frequency of 2 Hz was applied in the forward and reverse directions. Electrical currents were measured in both the forward and the reverse directions and their ratio recorded and compared with oxygen concentration measured by a reference combustion gases analyzer.

This method followed experimental procedure illustrated by Gibson *et al.* (1999). Measurements were made in the oxygen concentration range of 2-16% which is the most usual range of operation in the environment of the industrial combustion. The square wave signals applied to the Lambda sensor were generated by the RIGOL waveform generator DG 1022. The current response signals were simultaneously acquired by the FLUKE 189 multimeter and the TEKTRONIX TPS 2024 oscilloscope. The electrical current signal of the sensor was measured with resolution of 0.01  $\mu\text{A}$  and accuracy of 0.2%. The thermocouple signal was recorded by a temperature controller showing resolution of 1°C and accuracy of 0.5%. The oxygen concentration was measured by the Testo 300 XL combustion gases analyzer with resolution of 0.1% and accuracy of 0.2%.

## RESULTS AND DISCUSSION

Figure 1 shows the response of the heating element during the application of a pulse of electrical power aiming to set the working temperature of the Lambda sensor at 700°C. The heater time response was about 7 sec and its time constant was about 2 sec. Figure 2 shows the

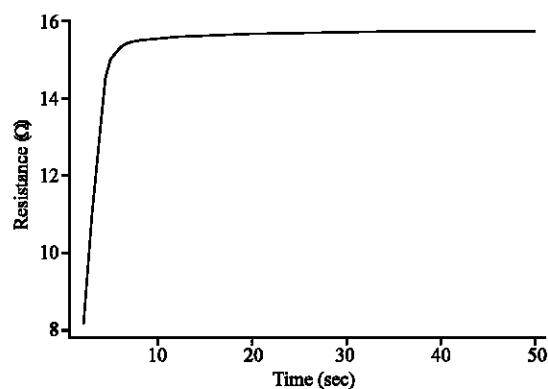


Fig. 1: Variation of the resistance of the heating element inside the Lambda sensor during the application of an electrical power pulse

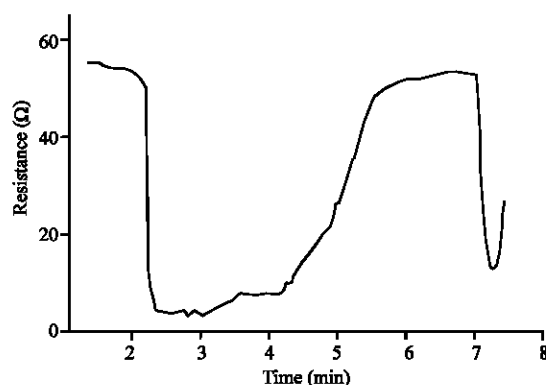


Fig. 3: Electrical resistance of the Lambda sensor at 700°C during variation of the oxygen content from 21-2% and back to 21%

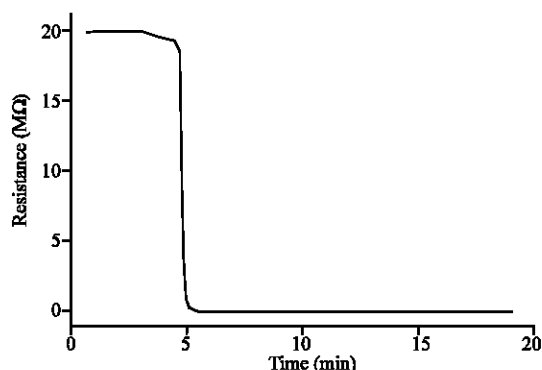


Fig. 2: Variation of the internal resistance of the Lambda sensor during heating period

variation of the internal electrical resistance of the Lambda sensor (not the heating element) when it is exposed to temperature variation from the ambient until 700°C as consequence of the actuation of the heating element. At the ambient temperature, its resistance is about 20  $\Omega$  falling almost instantaneously to 0  $\Omega$  at the working temperature.

Figure 3 presents the variation of the electrical resistance of the Lambda sensor at the working temperature of 700°C during the variation in the percentage of oxygen in flue gases from 21-2% and returning to 21%. At 55  $\Omega$ , the concentration of oxygen is 21% and at 5  $\Omega$ , the concentration of oxygen is about 2%. Figure 4 shows the percentage of oxygen in flue gases determined by Eq. 1 with input of the Emf (E) furnished by the Lambda sensor at the fixed temperature of 700°C in the heating element for different situations of LPG combustion against measurements taken from the reference combustion analyzer (Testo 300 XL). The average deviation of the set of measurements was of

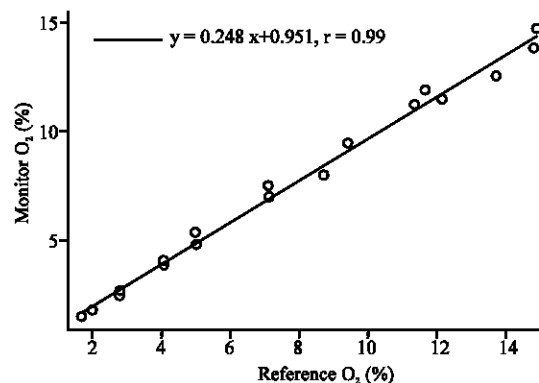


Fig. 4: Flue gases oxygen percentage against measurements of the reference monitor

$\pm 5\%$ . The correlation factor was of 0.97 demonstrating good agreement between the measurement of oxygen concentration at the flue gases and the measurements made by the reference monitor.

Figure 5 shows the relation between forward and reverse electrical currents furnished by the Lambda sensor due to the stimulation of the square wave potential difference of 35 mV applied in the forward and reverse directions with the frequency of 2 Hz. Until 12% of oxygen, the correlation is perfect and from 15% up another correlation shows itself perfect, characterizing a transitional behavior of the Lambda sensor at the range from 12-15%.

It is interesting to note that the same behavior was observed by Gibson *et al.* (1999) and Varamban *et al.* (2005). They were the first to apply the Current Reversal Mode to Lambda sensor aiming to improve combustion systems. Due the logarithmic nature of the voltage signal of the Lambda sensor as can be seen by Eq. 1, the first method presented in this study shows limitations when

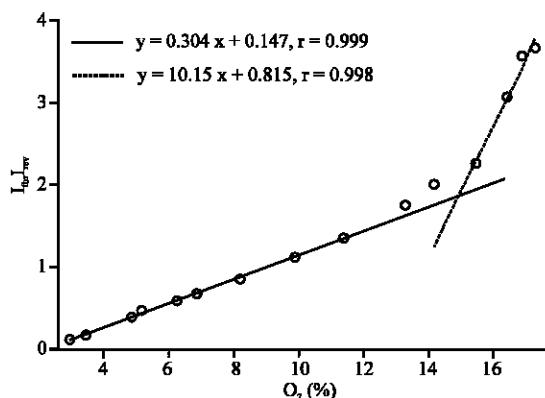


Fig. 5: Ratios of electrical currents vs. concentration of oxygen at 700°C

the oxygen percentage exceeds 15%. After that value measurement errors increases abruptly. On the other hand, the Current Reversal Mode (CRM) of operation of the Lambda sensor does not show such drawback except in the range from 12-15%. The method of direct measurement of voltage signal is the simplest one requiring only a voltmeter while the CRM Method requires a more elaborated instrumentation as for example waveform generator, measurement at nano ampere range and oscilloscope.

### CONCLUSION

In this study, it was presented two simple methods of measuring oxygen concentration in the exhaust gases of combustion particularly, the industrial combustion. Results demonstrated the feasibility of the proposed methods showing average deviation of  $\pm 5\%$  and correlation factor of 0.97 when the Lambda sensor was operated in its traditional method which consists in measuring the logarithmic voltage signal against the oxygen content. The Current Reversal Mode of operation showed better correlation factor although at the range from 12-5%, it was observed a transitional behavior on the signal of the Lambda sensor.

### ACKNOWLEDGEMENT

The researchers thank the Brazilian National Council for Scientific and Technological Development (CNPq) for financial support of all activities and infra-structure related to the present study.

### REFERENCES

- De Lima, L.C., H.A. Carmona, C.V.M. Da Silva and F.S. Cavalcante Jr., 2011. Oxygen excess control of industrial combustion through the use of automotive Lambda sensor. *Int. Trans. J. Eng. Manage Applied Sci. Technol.*, 2: 365-373.
- Eskilsson, D., M. Ronnback, J. Samuelson and C. Tullin, 2004. Optimisation of efficiency and emissions in pellet burners. *Biomass Bioenergy*, 27: 541-546.
- Gibson, R.W., R.V. Kumar and D.J. Fray, 1999. Novel sensors for monitoring high oxygen concentrations. *Solid State Ionics*, 121: 43-50.
- Johansson, A., F. Johnsson, F. Niklasson and L.E. Armand, 2007. Dynamics of furnace processes in a CFB boiler. *Chem. Eng. Sci.*, 62: 550-560.
- McDonald, R.J., T.A. Butcher and R.F. Krajewski, 1998. Development of self tuning residential oil burner-oxygen sensor assessment and early prototype system operating experience. Brookhaven National Laboratory, Informal Report BNL-66045, Upton, New York, USA., pp: 26.
- Niklasson, F., F. Johnsson and B. Leckner, 2003. Local air ratio measured by zirconia cell in a circulating fluidised bed furnace. *Chem. Eng. J.*, 96: 145-155.
- Shuk, P., E. Bailey and U. Guth, 2008. Zirconia oxygen sensor for the process application: State-of-the-art. *Sensors Transducers J.*, 90: 174-184.
- Souza Sobrinho, A.S., R.S. Nascimento, R.S. Pinheiro and L.C. de Lima, 2007. Measurements of the flue gases oxygen concentration by lambda sensor. *Rev. Technol.*, 31: 91-98.
- Varamban, S.V., R. Ganesan and G. Periaswami, 2005. Simultaneous measurement of emf and short circuit current for a potentiometric sensor using perturbation technique. *Sensors Actuators B.*, 104: 94-102.
- Wiesendorf, V., E.U. Hartage, J. Wether, F. Johansson and J. Sterneus *et al.*, 1999. The CFB boiler in gardenne-an experimental investigation of its bottom zone. *Proceedings of the 15th International Conference on Fluidized Bed Combustion*, May 16-19, 1999, Savannah, Georgia, USA.