

Occurrence and Seasonal Variation of *Heteroligus Meles Billb* (Coleoptera: Dynastidae) in Upper Niger Delta, Nigeria

F.O. Tobih

Departement of Agronomy, Delta State University,
Asaba Campus, Asaba, Delta State, Nigeria

Abstract: Studies conducted in 2004/2005 in the rainforest ecological zone of Anwai-Asaba in the Upper Niger Delta, Nigeria, examined the occurrence and seasonal variation in the population of yam tuber beetles (*Heteroligus* sp.). The beetle population started building up in May with the peak occurrence as determined by the light traps occurring in July to August. The population trend is climate dependent and the peak was unimodal. Correlation analysis was negative for temperature ($b = -0.662$) while it was positively correlated with rainfall ($b = 0.552$) and relative humidity ($b = 0.543$). Based on the coefficient of determination (R^2), beetle occurrence can be predicted on weather elements studied to about 52% for rainfall 29% relative humidity and 44% for temperature. The best predictive tools for monitoring the commencement of occurrence of the yam beetle are the three major weather parameters, namely temperature, relative humidity, rainfall but the later was more critical according to this study.

Key words: Occurrence, yam beetle, population, variation, elements, Niger Delta

INTRODUCTION

Yams, *Dioscorea* sp. (Dioscoreae) make important contribution to the agricultural economy of most tropical countries that grow the crop. They are a staple carbohydrate food and income earner through trading in the commodity (Inyang and Emosairue, 2004; Kumar, 1984; Nweke *et al.*, 1997). Africa produces about 32.9 million metric ton of yam tubers annually (representing about 95% of world's output) and Nigeria alone contributes 28 million metric ton (FAO, 1997). Recent report indicated Nigeria as the largest producer of yam in the world with annual production of 36.72 million metric ton out of the global total output of 51.49 million metric ton in 2006.

In spite of the important contributions of yam to the socio-economic life of the people, damage caused by yam beetles is a major constraint to higher tuber yield in Nigeria (Taylor, 1964; Tobih and Emosairue, 2006). Total 4 major species of yam beetles have been reported in Nigeria, namely, *Heteroligus meles* Billb, *H. appius* Burm., *Prionoryctes rufopiceus*, Arrow and *P. cannaliculus* Arrow (Taylor, 1964). *Heteroligus* sp. are the commonest and most widely distributed. In the old Asaba province of Delta state, Nigeria, yam beetle damage was estimated at 20% (Taylor, 1964). More recent studies by Tobih and Emosairue (2008) and Tobih *et al.* (2007a, b) showed that yam beetle damage ranged from 31-51% resulting in 23-60% loss in tuber yield. Various type of light traps are used to make phenological observations on insect species. They may be used for general or long-term studies on the diversity of a fauna of a particular group

or species (Geir, 1960; Southwood, 1968). This study was undertaken to examine the occurrence and seasonal variation of this important soil insect of yam in Asaba area of Upper Niger Delta of Nigeria.

MATERIALS AND METHODS

Study area: A 2 years study (Jan. 2004 to Dec. 2005) is conducted to determine the occurrence and seasonal variation of yam beetle (*Heteroligus* sp.) was carried out in Anwai-Asaba campus of Delta State University. The area is located at (latitude $06^{\circ}14'$ and longitude $06^{\circ}49'E$) with a hot humid climate, mixed vegetation of forest interspersed with shrubs and grasses. The rainfall pattern is bi-modal with peaks in July and September (1,505 mm), mean temperature of $28 \pm 6^{\circ}C$, relative humidity varies from 69-85% while the solar radiation is about 4.8 bars. Nigerian Meteorological Agency, Delta State Meteorological Inspectorate, Asaba. Ten light traps of 200 watt were placed in front of randomly selected residential houses and classrooms very close to beetle breeding sites. The traps were monitored daily from 1830-1200 h and the beetles attracted were collected daily from the ground or wall of building. Total collections from all traps were summed up monthly.

Sample specimens of the adult beetles were sent to the Institute of Insect Museum, Department of Crop Protection, Ahmadu Bello University, Zaria, Nigeria for identification. Correlation analysis was used to determine the relationship between weather variables (temperature, rainfall and relative humidity) and beetle numbers while predictive equations were obtained by regression.

RESULTS AND DISCUSSION

The adult beetles were identified by comparison with paratypes as *Heteroligus meles*. Occurrence of the beetles commenced in May 2004 when the erstwhile high mean temperatures dropped from approximately 29 and $>28^{\circ}\text{C}$ while the mean relative humidity increased from 79-85% in the same months and year under consideration. Similar upward increases were observed in the rainfall pattern for the same period. The number of adult beetles caught in the month of July and August were 205 and 350 individuals, representing 26 and 44.4% of the total adults caught in the 2004 sampling (Fig. 1).

The beetle peak population coincided with the period when the mean temperature was approximately 27°C , relative humidity 86-88% while rainfall was between 213-273 mm for the same months of July and August, respectively. In 2005, the occurrence of the yam beetle commenced in May when the mean temperature dropped from 31°C in April to 29°C while the mean relative humidity increased from 78-82% within the months and year under consideration; rainfall however, increased dramatically from 88 mm in April to 195 mm in May of 2005 sampling (Fig. 2).

The number of beetles attracted to light followed the same trend as in 2004 sampling where a total of 182 and 198 adult beetles representing 36.3 and 39.5% were trapped. Coincidentally, the mean temperature was 27°C , relative humidity, 86-89% while rainfall ranged from 354-363 mm for the months of July and August in the year under consideration. The 2 years samplings indicated that the occurrence and variation in the population of the

beetle is weather dependent. Relative humidity and yam rainfall were positively correlated with beetle numbers but were not significant ($p>0.05$). However, temperature was negatively correlated with beetle population but was not also significant at 5% probability (Table 1, Fig. 3).

The commencement of the adult beetles is synchronised with the planting season of yam in which temperature is usually low while rainfall and relative humidity are high hence, the correlation of these weather elements with beetle occurrence. This was equally reported by Onwueme (1978) and Taylor (1964) that yam beetle migrate principally for feeding and breeding purposes. Soil moisture regime and relative humidity was reported by Frison *et al.* (1999) to cause positive response in banana weevils (*Cosmopolites sordidus*) because they are known to be highly vulnerable to desiccation. The observation appear true for yam beetles too as it prefers moist environment and good soil moisture with optimum relative humidity and rainfall. This result agreed with the studies of Inyang and Emosairue (2004) on relative abundance of *Cosmopolites sordidus* conducted on plantain cropping system in Southeastern Nigeria. There, it was reported that weevil population is climate dependent with regards to temperature, rainfall and relative humidity. The peak population of the beetle in July/August for the 2 years studies corroborated earlier report by Tobih *et al.* (2007a, b) where July/August was reported as the peak period for yam beetle population in Aniocha and Oshimili areas of Delta state, Nigeria. A good knowledge of population fluctuation of any insect pest is a necessary and useful tool in effective management decision according to Kumar (1984). It does

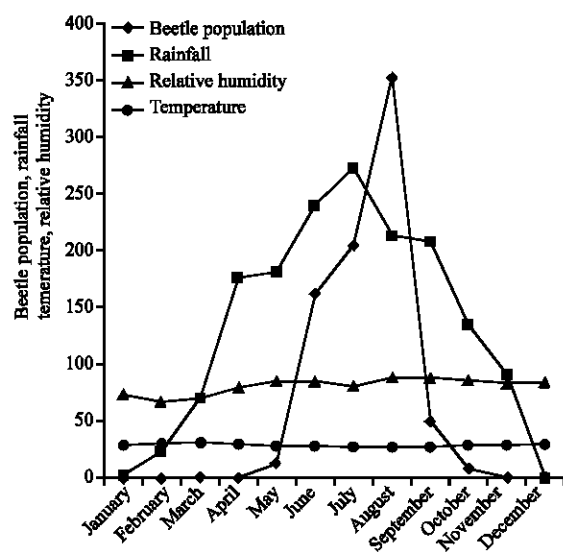


Fig. 1: Distribution of beetle population and major weather parameters, 2004

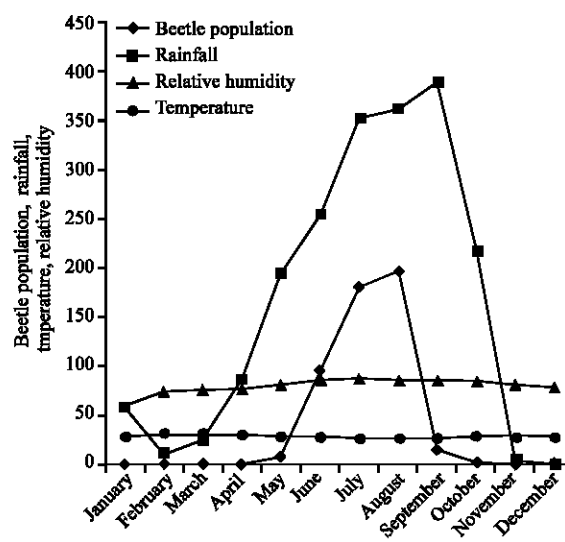


Fig. 2: Distribution of beetle population and major weather parameters, 2005

Table 1: Pooled correlation coefficient between mean weather parameter and beetle population for 2004 and 2005

Weather variables	Mean annual temperature (°C)	Mean relative humidity	Mean annual rainfall (mm)	Mean beetle population
Mean annual temperature (°C)	1			
Mean (%) relative humidity	-0.652*	1		
Mean annual rainfall (mm)	-0.652*	0.755**	1	
Mean beetle population	-0.662	0.543	0.552	1

*Correlation is significant at 5% probability level; **Correlation is significant at 1% probability level

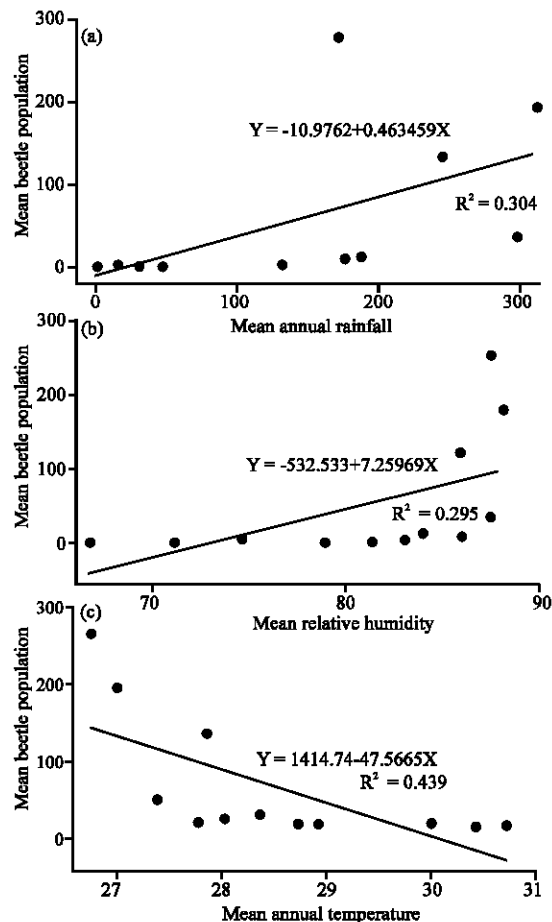


Fig. 3: Relationship between beetle population and mean annual rainfall, relative humidity and temperature

appear from this study that the population density and rate of infestation of the beetle vary from year to year and place to place depending on the prevailing biotic and climatic factors (Umeozor, 1998; Taylor, 1964). Yam beetles could only cause damages to yam tubers for a maximum periods of 6-7 months (May to October) according to this investigation whereas other periods they are involve on

breeding flight (November/December) or feeding flight, April/May each year (Taylor, 1964). It was observed that no adult beetle was trapped during breeding periods. This may be due to their migration to the low land areas for hibernation in the case of *H. appius* and breeding purposes for *H. meles* (Taylor, 1964). The pooled regression curves for the weather parameters against beetle population are shown in Fig. 3a-c while the pooled correlation coefficient between weather and beetle population is shown in Table 1.

The correlation analysis indicates an inverse relationship between temperature and beetle population where $b = -0.662$. Conversely, the same analysis indicated positive relationship for relative humidity ($b = 0.543$) and rainfall ($b = 0.550$) although, they were not statistically significant ($p = 0.05$).

The regression equation indicated that the weather elements can be used as a monitoring tool for commencement of beetle and their population. For example, about 52% forecast can be made for rainfall, 29% for relative humidity and 44% for temperature (Table 1).

CONCLUSION

However, it is suggested that the study periods be increased to at least 10 years for more accurate and reliable forecast to be made. Farmers in the study area are advised to plan their yam planting in such a way to avoid the tuberization period coinciding with the peak population density of the yam beetle in July and August since, more attack is likely to occur this period.

REFERENCES

- FAO, 1997. Food and agriculture organisation of the United Nations, Rome production year book. FAO Rome.
- Frison, E.A., C.S. Gold, E.B. Karamura and R.A. Sikora, 1999. Integrated Pest Management: An Overview. In: Mobilizing IPM for Sustainable Banana Production in Africa, Frison, E.A., C.S. Gold Karamura and E.B. Sikora (Eds.). INIBAP, Montpellier, France, pp: 9-22.
- Geir, P.W., 1960. Physiological age of codling moth female (*Cydia pomonella* L.) caught in bait and light traps. Nature, London, 185: 709-709.
- Inyang, U.E. and S.O. Emosairue, 2004. The potential threshold level, relative abundance, life cycle and control of bana weevil, *cosmopolites sordidus* Germar (Coleoptera: Curculionidae) on plantain in Uyo, Akwa Ibom State, Nigeria. Ph.D Thesis, Michael Okpara University of Agriculture, Umudike, pp: 295.

- Kumar, R., 1984. Insect Control with Special Reference to African Agriculture. Edward Arnold Publisher Limited, London, UK., pp: 298.
- Nweke, F.I., B.O. Ugwu, C.L. Asadu and P. Ay, 1997. Production Costs in Yam-Based Cropping Systems of Souther-Western Nigeria. Resource and Crop Management Division. Research Monograph No. 6 IITA, Ibadan, Nigeria, pp: 29.
- Onwueme, I.C., 1978. The Tropical Root and Tuber Crops: Yams, Cassava, Sweet Potato and Cocoyams. John Wiley and Sons, New York, pp: 234.
- Southwood, T.R.E., 1968. Ecological Methods. 2nd Edn., Chapman and Hall, London, UK.
- Taylor, T.A., 1964. Studies on the Nigeria yam beetles II. Bionomics and control. J. West Afr. Sci. Assoc., 9: 13-31.
- Tobih, F.O. and S.O. Emosairue, 2006. Assessment of yam beetle damage under screen house condition. The Nig. Agric. J., 37: 50-52.
- Tobih, F.O. and S.O. Emosairue, 2008. Damage by yam beetle, *Heteroligus meles* (Coleoptera: Dynastidae) under different population in yam cropping system. Global J. Pure Applied Sci., 4: 5-8.
- Tobih, F.O., S.O. Emosairue and L.U. Okonmah, 2007a. Studies on the occurrence and damage by yam tuber beetles (*Heteroligus* sp.) in Aniocha and Oshimili areas of Delta State, Nigeria. J. Central Eur. Agric., 8: 129-134.
- Tobih, F.O., S.O. Emosairue and A.A. Omoloye, 2007b. Evaluation of carbofuran, chlorphyriphos and endosulfan for the control of yam beetles, *Heteroligus* sp. (Coleopetera: Dynastidae), in Delta State, Nigeria. Nig. J. Entomol., 24: 76-81.
- Umeozor, O.C., 1998. Evaluation of Furadan as a substitute for Aldrin in the control of the yam Tuber Beetles, *Heteroligus meles* billb and *H. appius* Burm, (Coleoptera: Dynastidae). Nig. J. Entomol., 15: 100-106.